



Ateliers de Math  
"Crazy Campers 14-26"



14

The grid shows a 10x10 board with a 2x2 square in the center. A small figure is on the right side of the central square. The number 14 is in a yellow circle in the bottom-left corner.




15

The grid shows a 10x10 board with a 2x2 square in the center. A small figure is on the top side of the central square. The number 15 is in a yellow circle in the bottom-left corner.




16

The grid shows a 10x10 board with a 2x2 square in the center. A small figure is on the left side of the central square. The number 16 is in a yellow circle in the bottom-left corner.




17

The grid shows a 10x10 board with a 2x2 square in the center. A small figure is on the bottom side of the central square. The number 17 is in a yellow circle in the bottom-left corner.




18

The grid shows a 10x10 board with a 2x2 square in the center. A small figure is on the top side of the central square. The number 18 is in a yellow circle in the bottom-left corner.




19

The grid shows a 10x10 board with a 2x2 square in the center. A small figure is on the right side of the central square. The number 19 is in a yellow circle in the bottom-left corner.




20

The grid shows a 10x10 board with a 2x2 square in the center. A small figure is on the left side of the central square. The number 20 is in a yellow circle in the bottom-left corner.




21

The grid shows a 10x10 board with a 2x2 square in the center. A small figure is on the bottom side of the central square. The number 21 is in a yellow circle in the bottom-left corner.




22

The grid shows a 10x10 board with a 2x2 square in the center. A small figure is on the top side of the central square. The number 22 is in a yellow circle in the bottom-left corner.




23

The grid shows a 10x10 board with a 2x2 square in the center. A small figure is on the right side of the central square. The number 23 is in a yellow circle in the bottom-left corner.




24

The grid shows a 10x10 board with a 2x2 square in the center. A small figure is on the left side of the central square. The number 24 is in a yellow circle in the bottom-left corner.



25

The grid shows a 10x10 board with a 2x2 square in the center. A small figure is on the bottom side of the central square. The number 25 is in a yellow circle in the bottom-left corner.



26

The grid shows a 10x10 board with a 2x2 square in the center. A small figure is on the top side of the central square. The number 26 is in a yellow circle in the bottom-left corner.